

The image features a 5x4 grid of squares. The top row consists of four squares with a light blue to white gradient. The second row consists of four squares with a light blue to light blue gradient. The third row consists of four squares with a medium blue to medium blue gradient. The fourth row consists of four squares with a dark blue to dark blue gradient. The bottom row consists of four squares with a dark blue to dark blue gradient. The text 'INGROUND LIGHT' is written in white, bold, italicized capital letters across the bottom row.

***INGROUND LIGHT***



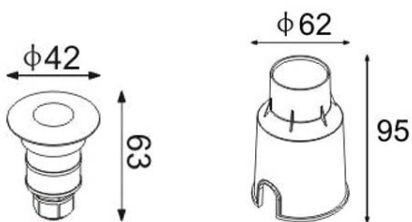
## ING-R

1800.-

DIA 42 mm. H 63 mm.

 **CREE CHIP LED 3W 115lm**  
   3000K 

- Aluminium Cover
- Recess Housing Included
- LED Driver 700mA Included
- Dimmable (0-10V/ Triac) Optional



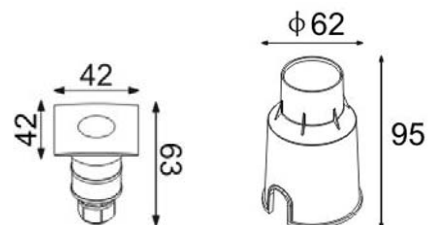
## ING-S

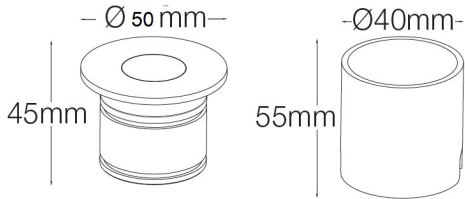
1800.-

DIA 42x42 mm. H 63 mm.

 **CREE CHIP LED 3W 115lm**  
   3000K 

- Aluminium Cover
- Recess Housing Included
- LED Driver 700mA Included
- Dimmable (0-10V/ Triac) Optional





## ING-50

2000.-

DIA 50 mm. H 55 mm.

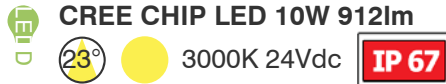


- Stainless SUS 316 Cover
- Recess Housing Included
- Dimmable (0-10V/ Triac) Optional

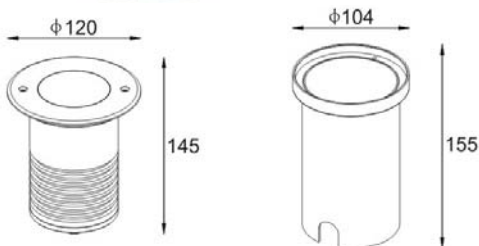
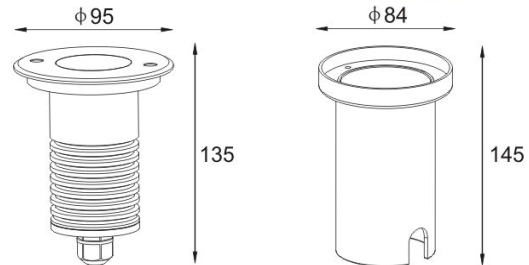
## ING-95

3800.-

DIA 95 mm. H 135 mm.



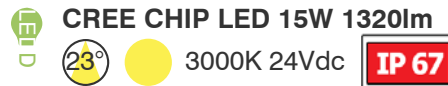
- Stainless SUS 316 Cover
- Recess Housing Included
- Dimmable (0-10V/ Triac) Optional



## ING-120

5050.-

DIA 120 mm. H 145 mm.



- Stainless SUS 316 Cover
- Recess Housing Included
- Dimmable (0-10V/ Triac) Optional



## MUSH-R1

1800.-

DIA 58.5 mm. H 58 mm.



**CREE CHIP LED 3W 115lm**



1-WAY LIGHT ● 3000K 24Vdc

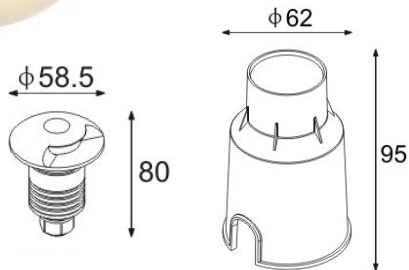
**IP 67**



Aluminium Cover

Recess Housing Included

Dimmable (0-10V/ Triac) Optional



## MUSH-R2

1800.-

DIA 58.5 mm. H 58 mm.



**CREE CHIP LED 3W 115lm**



2-WAY LIGHT ● 3000K 24Vdc

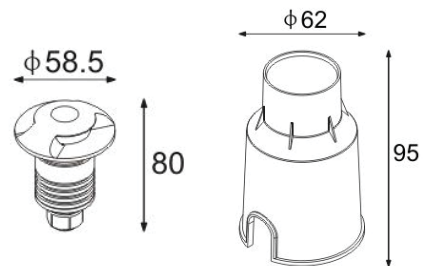
**IP 67**



Aluminium Cover

Recess Housing Included

Dimmable (0-10V/ Triac) Optional



## MUSH-R4

1800.-

DIA 58.5 mm. H 58 mm.



**CREE CHIP LED 3W 115lm**



4-WAY LIGHT ● 3000K 24Vdc

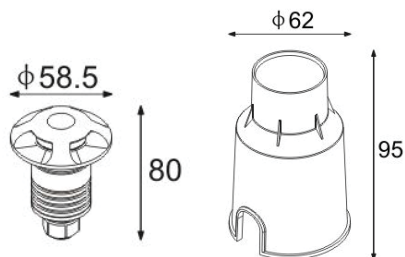
**IP 67**



Aluminium Cover

Recess Housing Included

Dimmable (0-10V/ Triac) Optional



INGROUND LIGHT



## ING-SRGB

2950.-

DIA 50 mm. H 80 mm.



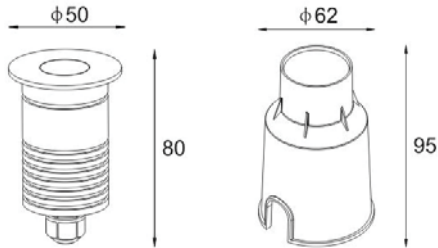
EDISON LED 3W 130lm



RGB 24Vdc

IP 67

- Stainless SUS 316 Cover
- Recess Housing Included
- Use with RGB Controller



## ING-CWW

3500.-

DIA 120 mm. H 94 mm.



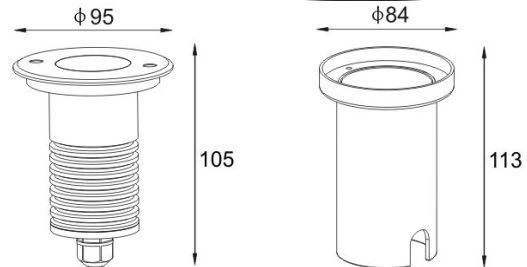
CREE CHIP LED 3x2W 320lm



3000K 24Vdc

IP 67

- Stainless SUS 316 Cover
- Recess Housing Included
- Dimmable (0-10V/ Triac) Optional



## ING-CRGB

5750.-

DIA 58.5 mm. H 58 mm.



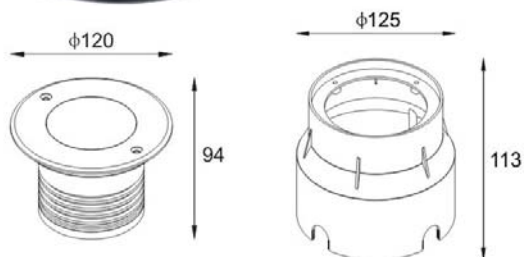
EDISON LED RGB 3x3W 295lm



RGB 24Vdc

IP 67

- Stainless SUS 316 Cover
- Recess Housing Included
- Use with RGB Controller



www.speclight.co.th



## ING-RMR

1500.-

DIA 100 mm. H 105 mm.

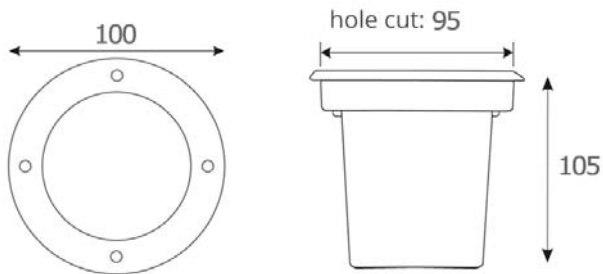


1x MR16 MAX. 50W

IP 67



Stainless SUS 304 Cover  
Recess Housing Included



## ING-RGU

1500.-

DIA 100 mm. H 105 mm.

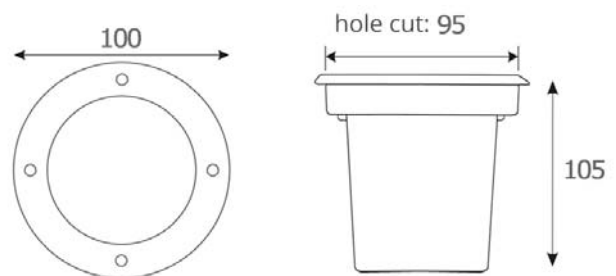


1x GU10 MAX. 50W

IP 67



Stainless SUS 304 Cover  
Recess Housing Included





## ING-SMR

1500.-

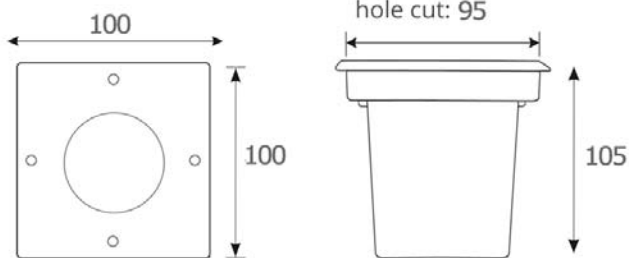
DIA 100x100 mm. H 105 mm.



1x MR16 MAX. 50W

IP 67

- Stainless SUS 304 Cover  
Recess Housing Included



## ING-SGU

1500.-

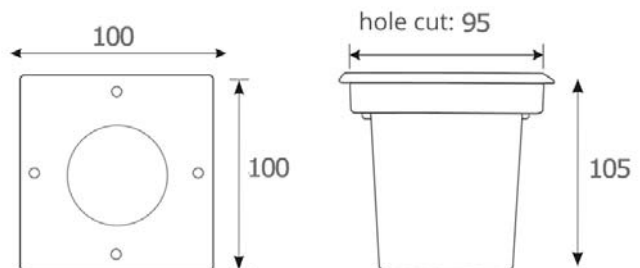
DIA 100x100 mm. H 105 mm.



1x GU10 MAX. 50W

IP 67

- Stainless SUS 304 Cover  
Recess Housing Included



INGROUND LIGHT



## ING-ADJ

2500.-

DIA 110 mm. H 147 mm.



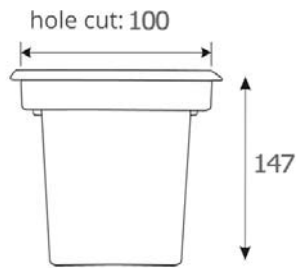
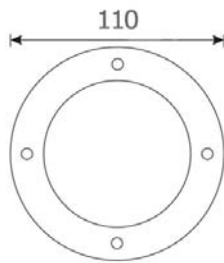
1x GU10 MAX. 50W

**IP 67**

ADJUSTABLE



Stainless SUS 304 Cover  
Recess Housing Included



## ING-GX53

2000.-

DIA 120 mm. H 70 mm.

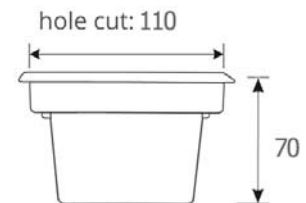
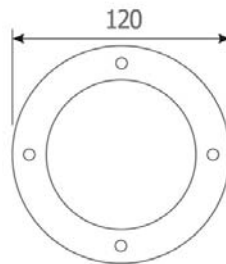


1x GX53 MAX. 50W

**IP 67**



Stainless SUS 304 Cover  
Recess Housing Included



INGROUND LIGHT





## RISE-R1

1800.-

DIA 65 mm. H 60 mm.



LED 3W 85lm



1-WAY LIGHT



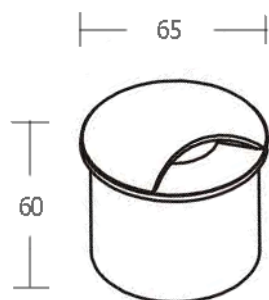
3000K



Aluminium Cover

Recess Housing Included

LED Driver Included



## RISE-R2

1800.-

DIA 65 mm. H 60 mm.



LED 3W 85lm



2-WAY LIGHT



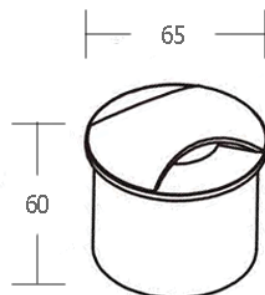
3000K



Aluminium Cover

Recess Housing Included

LED Driver Included



INGROUND LIGHT