

A 5x4 grid of squares. The top row is white, the second row is light blue, the third row is medium blue, the fourth row is dark blue, and the bottom row is the darkest blue. The text 'TRACK LIGHT' is written in white, italicized, bold font in the bottom right corner of the grid.


TRACK LIGHT




MARC-B

850.-

DIA 60 mm. H 130 mm.

 GU10x1
Matt white/ Matt black


IP 20

 Surface mounted type
Aluminium Body


MARC-T

850.-

DIA 60 mm. H 130 mm.

 GU10x1
Matt white/ Matt black

IP 20

 Aluminium Body
Use with 1 phase track only




TRACK LIGHT




BIT

450.-

DIA 58 mm. H: 75 mm.

 GU10x1
Matt white/ Matt black


IP 20

 Aluminium Body
Use with 1 phase track only


MATTY

750.-

DIA 55 mm. H: 100 mm.

 GU10x1
Matt white/ Matt black

IP 20


 Aluminium Body
Use with 1 phase track only




MINN

750.-

DIA 60 mm. H: 112 mm.

 GU10x1
Matt white/ Matt black

IP 20

 Surface mounted type
Aluminium Body

TRACK LIGHT



ASTER-S

1200.-

DIA 65 mm. H: 120 mm.



MR16x1
Matt white/ Matt black

IP 20

- Aluminium Body
Driver not included
Use with 1 phase track only

TEMP

750.-

DIA 55 mm. H: 115 mm.



MR16x1
Matt white/ Matt black

IP 20

- Aluminium Body
Driver not included
Use with 1 phase track only



MICK

750.-

DIA 60 mm. H: 150 mm.



GU10x1
Matt white/ Matt black

IP 20

- Aluminium Body
Use with 1 phase track only

TRACK LIGHT



ASTER-M

2000.-

DIA 77 mm. H 182 mm.



LED COB 20W 1600lm



3000K, 4000K, 6000K
Matt white/ Matt black

IP 20

- Aluminium Body
- Driver included
- Non-Dim
- Use with 1 phase track only

ASTER-L

2500.-

DIA 85 mm. H 182 mm.



LED COB 30W 2400lm



3000K, 4000K, 6000K
Matt white/ Matt black

IP 20

- Aluminium Body
- Driver included
- Non-Dim
- Use with 1 phase track only



TRACK LIGHT



GEO-S

550.-

DIA 80 mm. H 110 mm.



PAR20x1
Matt white/ Matt black

IP 20



Aluminium Body
Use with 1 phase track only

GEO-L

600.-

DIA 100 mm. H 140 mm.



PAR30Lx1
Matt white/ Matt black

IP 20



Aluminium Body
Use with 1 phase track only



TRACK LIGHT

**BASKET****600.-**

DIA 80 mm. H 110 mm.

PAR30x1
Matt white/ Matt black**IP 20**Aluminium Body
Use with 1 phase track only**GROOVE****600.-**

DIA 100 mm. H 140 mm.

PAR30Lx1
Matt white/ Matt black**IP 20**Aluminium Body
Use with 1 phase track only



NITRO-S **750.-**

DIA 65 mm. H 102 mm.



LED COB 10W 800lm

3000K, 4000K, 6500K
Matt white/ Matt black



Aluminium Body

Driver included

Non-Dim

Use with 1 phase track only

NITRO-M **1500.-**

DIA 90 mm. H 185 mm.



LED COB 20W 1600lm

3000K, 4000K, 6500K
Matt white/ Matt black



Aluminium Body

Driver included

Non-Dim

Use with 1 phase track only



NITRO-L **2000.-**

DIA 90 mm. H 185 mm.



LED COB 30W 2400lm

3000K, 4000K, 6500K
Matt white/ Matt black



Aluminium Body

Driver included

Non-Dim

Use with 1 phase track only



TRACK LIGHT



IRIS-S

1000.-

DIA 66 mm. H 135 mm.



LED COB 10W 800lm

3000K, 4000K, 6500K
Matt white/ Matt black

IP 20



Aluminium Body

Driver included

Non-Dim

Use with 1 phase track only

IRIS-M

1500.-

DIA 76 mm. H 138 mm.



LED COB 20W 1600lm

3000K, 4000K, 6500K
Matt white/ Matt black

IP 20



Aluminium Body

Driver included

Non-Dim

Use with 1 phase track only



IRIS-L

2000.-

DIA 88 mm. H 146 mm.



LED COB 30W 2400lm

3000K, 4000K, 6500K
Matt white/ Matt black

IP 20



Aluminium Body

Driver included

Non-Dim

Use with 1 phase track only

TRACK LIGHT



VIRNEA-XS

800.-

DIA 55 mm. H 90 mm.



LED COB 7W 560lm



3000K

Matt white/ Matt black

IP 20

- Aluminium Body
- Driver included
- Non-Dim
- Use with 1 phase track only

VIRNEA-S

1500.-

DIA 65 mm. H 110 mm.



LED COB 12W 1050lm



3000K, 4000K

Matt white/ Matt black

IP 20

- Aluminium Body
- Driver included
- Non-Dim
- Use with 1 phase track only



TRACK LIGHT



VIRNEA-M

1850.-

DIA 75 mm. H 130 mm.



LED COB 20W 1440lm



3000K, 4000K, 6000K
Matt white/ Matt black

IP 20

- Aluminium Body
- Driver included
- Non-Dim
- Use with 1 phase track only

VIRNEA-L

2250.-

DIA 95 mm. H 140 mm.



LED COB 30W 2400lm



3000K, 4000K, 6000K
Matt white/ Matt black

IP 20

- Aluminium Body
- Driver included
- Non-Dim
- Use with 1 phase track only



TRACK LIGHT



COWELL

2500.-

DIA 115×25 mm. H: 135 mm.



LED COB 12W 1080lm

3000K, 4000K

Matt white/ Matt black

IP 20



Aluminium Body

Driver included

Non-Dim

Use with 1 phase track only

META-T

1350.-

DIA 67x61 mm. H: 59 mm.



LED COB 8W 715lm

3000K, 4000K

Matt white/ Matt black

IP 20



Aluminium Body

Driver included

Non-Dim

Use with 1 phase track only



META-B

1350.-

DIA 67x61mm. H: 59mm.



LED COB 8W 715lm

3000K, 4000K

Matt white/ Matt black

IP 20



Surface mounted type

Aluminium Body

Driver included

Non-Dim



TRACK LIGHT



TOYO-S

1500.-

DIA 50 mm. H 140 mm.

 **LED COB 12W 960lm**
 15°-60° 3000K, 4000K, 6500K
Matt white/ Matt black



IP 20

- Adjustable beam angle 15D-60D
- Aluminium Body
- Driver included
- Non-Dim
- Use with 1 phase track only

TOYO-M

2000.-

DIA 75 mm. H 165 mm.

 **LED COB 20W 1600lm**
 15°-60° 3000K, 4000K, 6500K
Matt white/ Matt black

IP 20



- Adjustable beam angle 15D-60D
- Aluminium Body
- Driver included
- Non-Dim
- Use with 1 phase track only



TOYO-L

2500.-

DIA 75 mm. H 165 mm.

 **LED COB 30W 2400lm**
 15°-60° 3000K, 4000K, 6500K
Matt white/ Matt black

IP 20

- Adjustable beam angle 15D-60D
- Aluminium Body
- Driver included
- Non-Dim
- Use with 1 phase track only

TRACK LIGHT



VIVA-S1

600.-

DIA 60 mm. H: 120 mm.



GU10x1
Matt white/ Matt black

IP 20



Surface mounted type
Aluminium Body

VIVA-S2

1350.-

DIA 250x75 mm. H: 120 mm.



GU10x2
Matt white/ Matt black

IP 20



Surface mounted type
Aluminium Body



VIVA-S3

1850.-

DIA 450x75 mm. H: 120 mm.



GU10x3
Matt white/ Matt black

IP 20



Surface mounted type
Aluminium Body

TRACK LIGHT



RAZOR-M

1500.-

DIA 75 mm. H 130 mm.



LED COB 20W 1440lm



3000K, 4000K, 6000K
Matt white/ Matt black

IP 20

- Surface mounted type
- Aluminium Body
- Driver included
- Non-Dim

RAZOR-L

2000.-

DIA 90 mm. H 130 mm.



LED COB 30W 2400lm



3000K, 4000K, 6000K
Matt white/ Matt black

IP 20

- Surface mounted type
- Aluminium Body
- Driver included
- Non-Dim



TRACK LIGHT

RECESSED MAGNETIC TRACK

Aluminium 1phase 2wires magnetic track

1m.	Size : 33x50x1000 mm.	1250.-
1.5m.	Size : 33x50x1500 mm.	1875.-
2m.	Size : 33x50x2000 mm.	2500.-

● Color : Black

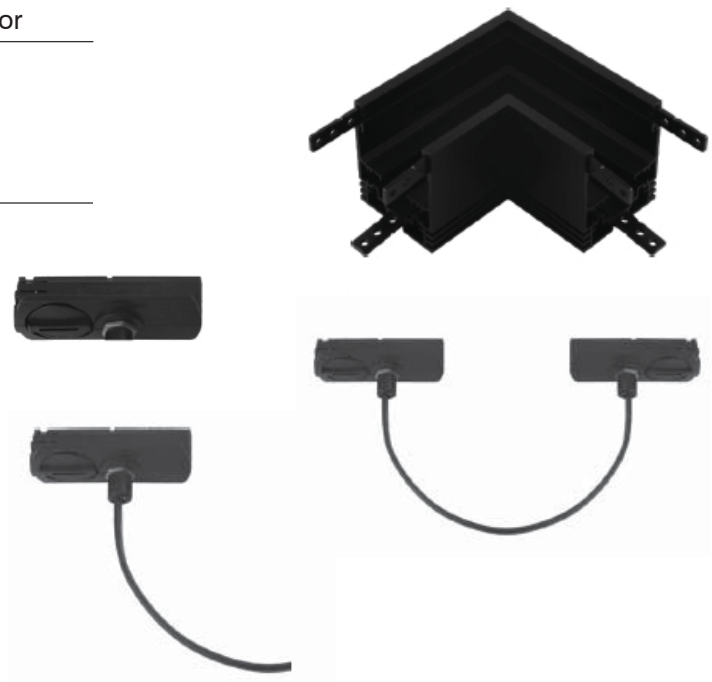


MAGNETIC TRACK CONNECTOR

1phase 2wires track light connector

I-Shape Connector	300.-
L-Shape Connector.	1000.-
Power cord	300.-

● Color : Black



TRACK LIGHT



MESA-S **1650.-**

DIA 37x135 mm. H 60 mm.



LED COB 6x1.5W 900lm
3000K, 4000K
Matt black



- Fixed
- Aluminium Body
- Driver included
- Non-Dim
- Use with Magnetic track only

MESA-M **2950.-**

DIA 37x270 mm. H 60 mm.



LED COB 12x1.5W 1800lm
3000K, 4000K
Matt black



- Fixed
- Aluminium Body
- Driver included
- Non-Dim
- Use with Magnetic track only

MESA-L **3500.-**

DIA 37x405 mm. H 60 mm.



LED COB 18x1.5W 2700lm
3000K, 4000K
Matt black



- Fixed
- Aluminium Body
- Driver included
- Non-Dim
- Use with Magnetic track only

TRACK LIGHT



MEENA-S

1650.-

DIA 24x300 mm. H 40 mm.



LED SMD 10W 800lm
3000K, 4000K
Matt black

IP 20



Fixed
Aluminium Body
Driver included
Non-Dim
Use with Magnetic track only

MEENA-M

2950.-

DIA 24x600 mm. H 40 mm.



LED SMD 20W 1600lm
3000K, 4000K
Matt black

IP 20



Fixed
Aluminium Body
Driver included
Non-Dim
Use with Magnetic track only

MEENA-L

3500.-

DIA 24x900 mm. H 40 mm.



LED SMD 30W 2400lm
3000K, 4000K
Matt black

IP 20



Fixed
Aluminium Body
Driver included
Non-Dim
Use with Magnetic track only

TRACK LIGHT



JUNE-S

2000.-

DIA 37x135 mm. H 60 mm.



LED COB 5x2W 800lm

3000K, 4000K
Matt black

IP 20

- Adjustable 1 side
- Aluminium Body
- Driver included
- Non-Dim
- Use with Magnetic track only

JUNE-M

3000.-

DIA 37x270 mm. H 60 mm.



LED COB 10x2W 1600lm

3000K, 4000K
Matt black

IP 20

- Adjustable 1 side
- Aluminium Body
- Driver included
- Non-Dim
- Use with Magnetic track only



JUNE-L

4000.-

DIA 37x405 mm. H 60 mm.



LED COB 15x2W 2400lm

3000K, 4000K
Matt black

IP 20

- Adjustable 1 side
- Aluminium Body
- Driver included
- Non-Dim
- Use with Magnetic track only

TRACK LIGHT




SEPT-GU10

1200.-

DIA 55 mm. H 100 mm.

 GU10x1
Matt black

IP 20

 Aluminium Body
Use with Magnetic track only


SEPT-S

1500.-

DIA 40 mm. H 80 mm.

 **LED COB 3W 235lm**
 3000K, 4000K
Matt black

IP 20

 Aluminium Body
Driver included
Non-Dim
Use with Magnetic track only




SEPT-M

2250.-

DIA 50 mm. H 108 mm.

 **LED COB 12W 924lm**
 3000K, 4000K
Matt black

IP 20

 Aluminium Body
Driver included
Non-Dim
Use with Magnetic track only

TRACK LIGHT



TULA-S

2000.-

DIA 25x112 mm. H 135 mm.



LED COB 6x2W 1100lm

3000K, 4000K
Matt black



IP 20

- Adjustable 2 sides
- Aluminium Body
- Driver included
- Non-Dim
- Use with Magnetic track only

TULA-M

3000.-

DIA 25x230 mm. H 135 mm.



LED COB 12x2W 2150lm

3000K, 4000K
Matt black



IP 20

- Adjustable 2 sides
- Aluminium Body
- Driver included
- Non-Dim
- Use with Magnetic track only



TRACK LIGHT



ADEN-S

2000.-

DIA 37x135 mm. H 60 mm.



LED COB 5x2W 800lm

3000K, 4000K
Matt black

IP 20

- Surface mounted type
Adjustable 1 side
Aluminium Body
Driver included
Non-Dim

ADEN-M

3000.-

DIA 37x270 mm. H 60 mm.



LED COB 10x2W 1600lm

3000K, 4000K
Matt black

IP 20

- Surface mounted type
Adjustable 1 side
Aluminium Body
Driver included
Non-Dim



ADEN-L

4000.-

DIA 37x405 mm. H 60 mm.



LED COB 15x2W 2400lm

3000K, 4000K
Matt black

IP 20

- Surface mounted type
Adjustable 1 side
Aluminium Body
Driver included
Non-Dim

TRACK LIGHT

1-PHASE TRACK

Aluminium 1phase 2wires track

1m.	Size : 33x20x1000 mm.	350.-
1.5m.	Size : 33x20x1500 mm.	525.-
2m.	Size : 33x20x2000 mm.	700.-

● Color : White/ Black



TRACK CONNECTOR

1phase 2wires track light connector

I-Shape Connector	100.-
L-Shape Connector.	150.-
T-Shape Connector	150.-
Power feed+End feed	180.-

● Color : White/ Black



TRACK LIGHT



1-PHASE RECESSED TRACK

1phase 2wires aluminium recessed track

1m. Size : 59.7x20.7x1000 mm. **500.-**

1.5m. Size : 59.7x20.7x1500 mm. **750.-**

2m. Size : 59.7x20.7x2000 mm. **1000.-**

● Color : White/ Black

TRACK CONNECTOR

1phase 2wires recessed track light connector

I-Shape Connector **200.-**

L-Shape Connector. **200.-**

Power feed+End feed **300.-**

● Color : White/ Black





3-PHASE TRACK

3 phase 4wires aluminium track

1m. Size : 32x33x1000 mm. **1150.-**

1.5m. Size : 32x33x1500 mm. **1750.-**

2m. Size : 32x33x2000 mm. **2250.-**

● Color : White/ Black

TRACK CONNECTOR

3phase 4wires recessed track light connector

I-Shape Connector **350.-**

L-Shape Connector. **350.-**

Power feed+End feed **350.-**

● Color : White/ Black

